

# MONTERRA

Adjustable Chaise



Item Number: #428-CH  
 Cushion: #28  
 Material: Wrought Iron  
 Dimensions: W42.5" D87" H45.5"  
 Seat Cushion: W26" D48" H7.5"  
 Back Cushion: W34" D7.5" H29"  
 Arm Cushions: W7" D25" H11"  
 Arm Height: 25.5"  
 Seat Height: 19"  
 Weight: 92 lbs.  
 Warranty: Limited 20 Year Structural (frame)  
 (Retail) Limited 5 Year Finish  
 Limited 2 Year Cushion  
 Limited 2 year Component Parts

Features:  
 -3/4" Steel Tubing Frame  
 -1 1/2" Flat Embossed Back Bars  
 -Convex Back Bend with Lumbar Support  
 -Enlarged Hand-Hammered Rivets  
 -Galvanized Steel Mesh Seat  
 -Reticulated Outdoor-Grade Foam  
 -Glides Protect Frame & Surface (COM0101A)


COM Yardage: 6 yards  
*\*Based on 54" wide plain fabric w/ no repeat railroad, or centering. Contact sales@owlee.com for custom fabric quote.*




## FINISHES



SP21 Graphite




SP40 Copper Canyon




SP11 Rosewood




SP42 Espresso



SP22 Sable



TG56 Shadow Grey



TG68 Carbon Black



VT25 Velvet White

