

# MONTERRA

## Dining Arm Chair




Item Number: #404-A  
Cushion: #04-S (Seat)  
#04-B (Back - optional)  
Material: Wrought Iron  
Dimensions: W29.75" D26.75" H39.25"  
Seat Cushion: W19.5" D20" H3.5"  
Back Cushion: W24" D1" H23"  
Arm Height: 25"  
Seat Height: 19"  
Weight: 27 lbs.  
Warranty: Limited 5 Year Structural (frame)  
(Commercial) Limited 3 Year Finish  
Limited 1 Year Cushion  
Limited 1 year Component Parts

Features: - $\frac{3}{4}$ " Steel Tubing Frame  
-1  $\frac{1}{2}$ " Flat Embossed Back Bars  
-Convex Back Bend with Lumbar Support  
-Enlarged Hand-Hammered Rivets  
-Galvanized Steel Mesh Seat  
-Reticulated Outdoor-Grade Foam  
-Glides Protect Frame & Surface (COM0101A)

COM Yardage: Back Cushion - 1 yard  
Seat Cushion - 1 yard  
*\*Based on 54" wide plain fabric w/ no repeat railroad, or centering. Contact sales@owlee.com for custom fabric quote.*


### Finishes:



SP21: Graphite



SW40: Driftwood




TC20: Sandalwood




SP18: Dark Bronze




SP40: Copper Canyon



SP11: Rosewood



SP42: Espresso




SP22: Sable




PG10: Terra Antigua



VT15: Velvet Pewter



VT35: Velvet Black



VT25: Velvet White



VT05: Velvet Bonze

