

RIDGEWOOD

Spring Base Dining Arm Chair



Item Number: #7353-SB

Cushion: #53-S (seat)
#193-B (back - optional)

Material: Wrought Iron

Dimensions: W23.5" D24.5" H37.25"

Seat Cushion: W20" D18" H3"

Back Cushion: W19.5" D2.25" H18"

Arm Height: 25"

Seat Height: 19"

Weight: 48 lbs.

Warranty: Limited 20 Year Structural (frame)
(Retail) Limited 5 Year Finish
Limited 2 Year Cushion
Limited 2 year Component Parts



Features:

- Hand Forged Wrought Iron
- 1.5" x 0.5" Tube Frame
- Wood-Grain Embossing Detail
- Enlarged Hand Hammered Rivets
- Ladder Back Design
- Reticulated Outdoor-Grade Foam
- DuPont Delrin Glides (COM0101A)
- Optional welt and cording available

COM Yardage: Seat Cushion - 1.25 yard
Back Cushion - 1 yard

**Based on 54" wide plain fabric w/ no repeat railroad, or centering. Contact sales@owlee.com for custom fabric quote.*

Finishes:




PG20: Coastal Grey



SP21: Graphite




SP08: Textured Black




TC75: Oxford White




SW40: Driftwood




TC20: Sandalwood




SP18: Dark Bronze



PG50: Metallic Cinnamon



SP40: Copper Canyon



SP11: Rosewood



SP42: Espresso



SP22: Sable



TG10: Terra Antigua

