

MONTERRA

Dining Swivel Rocker Arm Chair



Item Number: #404-SR

Cushion: #04-S (Seat)
#04-B (Back - optional)

Material: Wrought Iron

Dimensions: W29.75" D24.75" H40.25"

Seat Cushion: W19.5" D20" H3.5"

Back Cushion: W24" D1" H23"

Arm Height: 24.75"

Seat Height: 18.5"

Weight: 35 lbs.

Warranty: Limited 20 Year Structural (frame)
(Retail) Limited 5 Year Finish
Limited 2 Year Cushion
Limited 2 year Component Parts

Features: -3/4" Steel Tubing Frame
-1 1/2" Flat Embossed Back Bars
-Convex Back Bend with Lumbar Support
-Enlarged Hand-Hammered Rivets
-Galvanized Steel Mesh Seat
-Reticulated Outdoor-Grade Foam
-Glides Protect Frame & Surface (COM0604)




COM Yardage: Back Cushion - 1 yard
Seat Cushion - 1 yard
**Based on 54" wide plain fabric w/ no repeat railroad, or centering. Contact sales@owlee.com for custom fabric quote.*

Finishes:



PG20: Coastal Grey



SP21: Graphite




SP08: Textured Black



TC75: Oxford White




SW40: Driftwood




TC20: Sandalwood




SP18: Dark Bronze




PG50: Metallic Cinnamon




SP40: Copper Canyon




SP11: Rosewood



SP42: Espresso



SP22: Sable



TG10: Terra Antigua

