

MONTERRA

Spring Base Dining Arm Chair



Item Number: #404-SB

Cushion: #04-S (Seat)
#04-B (Back - optional)

Material: Wrought Iron

Dimensions: W29.75" D26.75" H39.25"

Seat Cushion: W19.5" D20" H3.5"

Back Cushion: W24" D1" H23"

Arm Height: 25"

Seat Height: 19"

Weight: 40 lbs.

Warranty: Limited 5 Year Structural (frame)
(Commercial) Limited 3 Year Finish
Limited 1 Year Cushion
Limited 1 year Component Parts

Features: -3/4" Steel Tubing Frame
-1 1/2" Flat Embossed Back Bars
-Convex Back Bend with Lumbar Support
-Enlarged Hand-Hammered Rivets
-Galvanized Steel Mesh Seat
-Reticulated Outdoor-Grade Foam
-Glides Protect Frame & Surface (COM0101A)



COM Yardage: Back Cushion - 1 yard
Seat Cushion - 1 yard

**Based on 54" wide plain fabric w/ no repeat railroad, or centering. Contact sales@owlee.com for custom fabric quote.*

Finishes:




PG20: Coastal Grey



SP21: Graphite




SP08: Textured Black




TC75: Oxford White




SW40: Driftwood




TC20: Sandalwood




SP18: Dark Bronze



PG50: Metallic Cinnamon



SP40: Copper Canyon




SP11: Rosewood



SP42: Espresso



SP22: Sable



TG10: Terra Antigua

